

# Westchester County Department of Health

Community Health Assessment Data Update

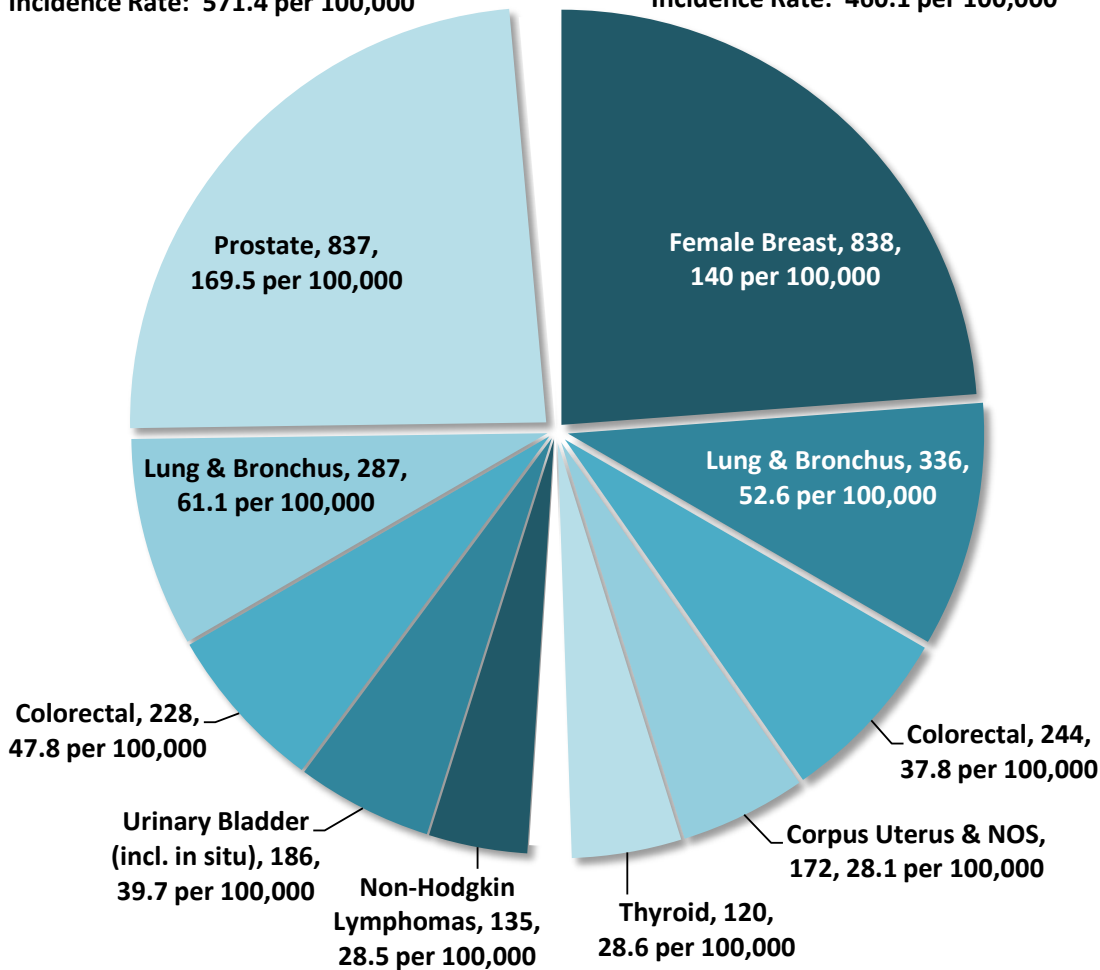
2015.03

## Cancer Report, 2007-2011

### Average Annual Incidence by Sex and Top Five Cancer Sites

**Average Annual Male Cases: 2,746**  
**Incidence Rate: 571.4 per 100,000**

**Average Annual Female Cases: 2,817**  
**Incidence Rate: 460.1 per 100,000**



**New York State Incidence Rate:**  
Males: 580.8 per 100,000  
Females: 451.4 per 100,000

**USA Incidence Rate:**  
Males: 529.4 per 100,000  
Females: 411.3 per 100,000

### In this issue:

- Incidence by Sex (Page 1)
- Incidence Rates by Race/Ethnicity (Page 2)
- Trends in Cancer Incidence Rates 1976-2011 (Page 4)
- Mortality by Sex (Page 5)
- Mortality Rates by Race/Ethnicity (Page 6)
- Trends in Cancer Mortality Rates 1976-2011 (Page 8)

### Project Directors:

Jiali Li, Ph.D. Director of Research & Evaluation Planning & Evaluation

Renee Recchia, MPH, Acting Deputy Commissioner of Administration

### Project Staff:

Megan Cea, MPH, Medical Data Analyst

Milagros Venuti, MPA, Assistant Statistician

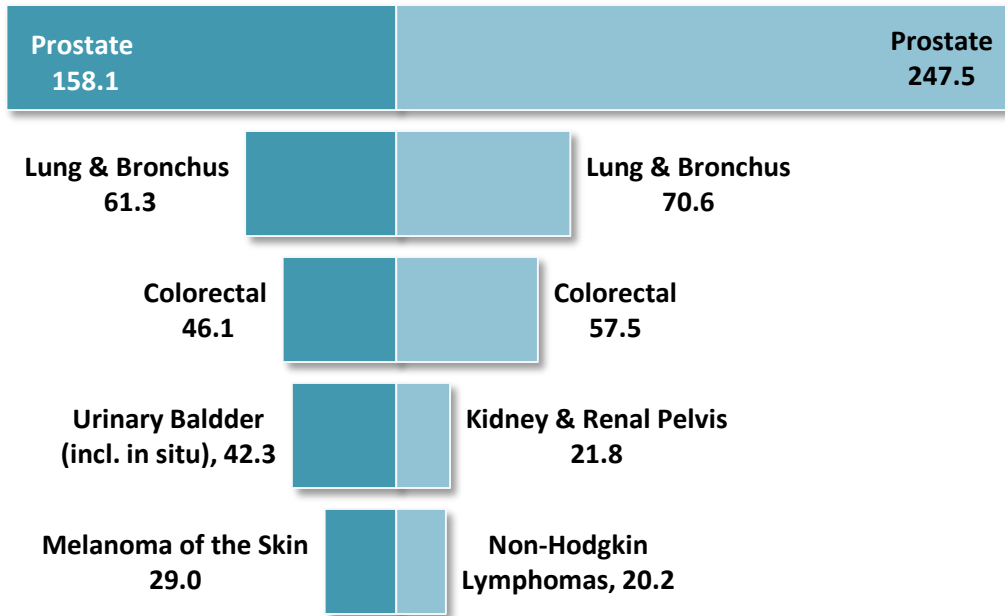
Graphic Design:  
Megan Cea, MPH

# Average Annual Incidence Rates by Race/Ethnicity, 2007-2011

## Males

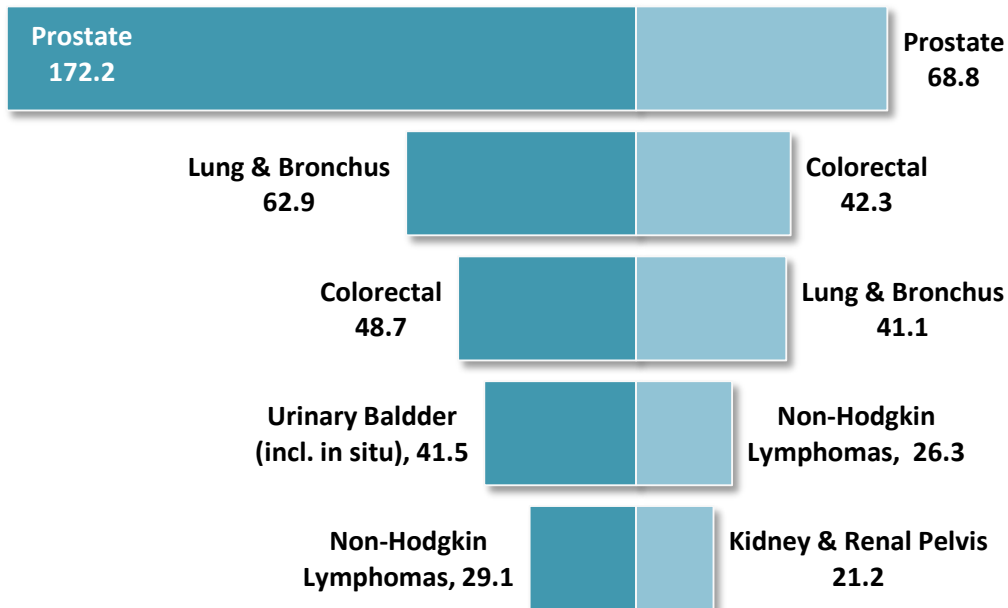
**White**  
All Invasive Malignant Tumors: 566.6 per 100,000

**Black**  
All Invasive Malignant Tumors: 611.4 per 100,000



**Non-Hispanic**  
All Invasive Malignant Tumors: 586.9 per 100,000

**Hispanic**  
All Invasive Malignant Tumors: 459.6 per 100,000

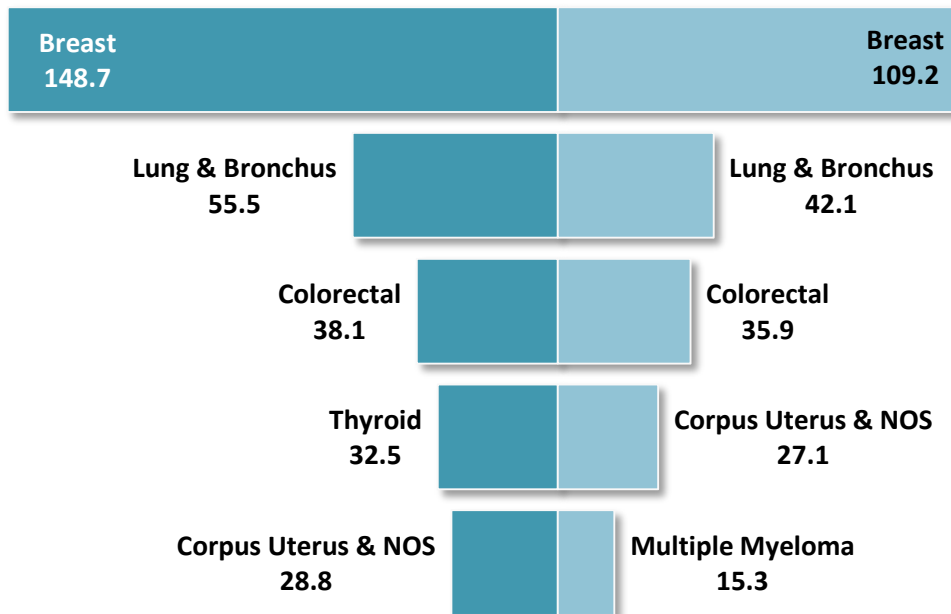


Rates are per 100,000 persons and age-adjusted to the 2000 US standard population.

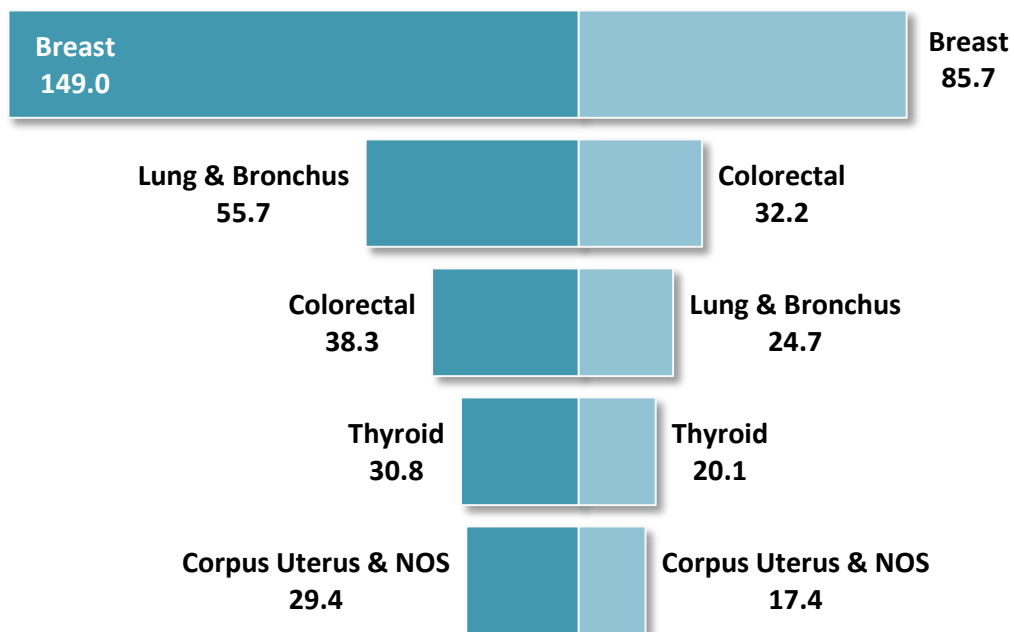
# Average Annual Incidence Rates by Race/Ethnicity, 2007-2011

## Females

**White** All Invasive Malignant Tumors: 481.6 per 100,000      **Black** All Invasive Malignant Tumors: 369.4 per 100,000

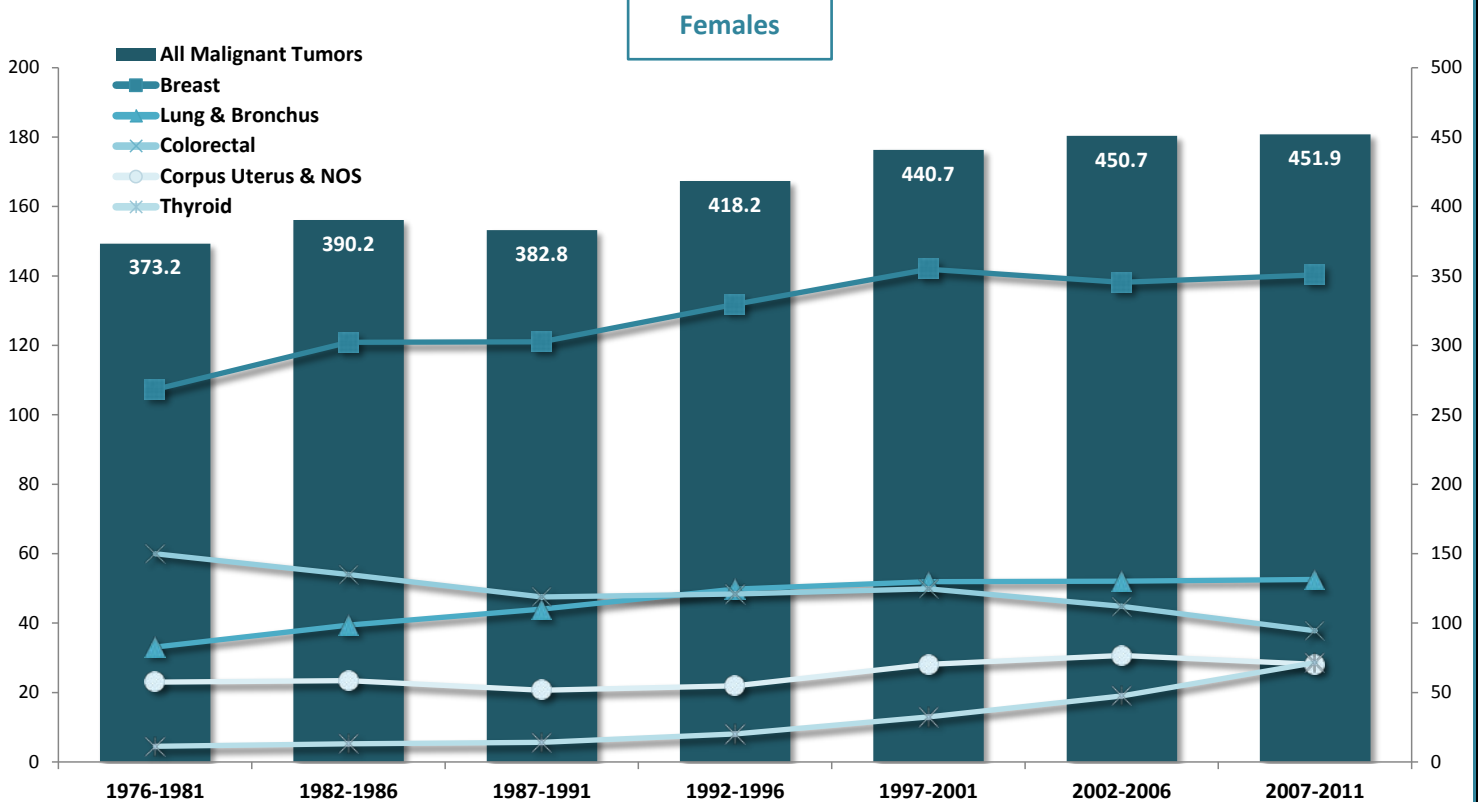
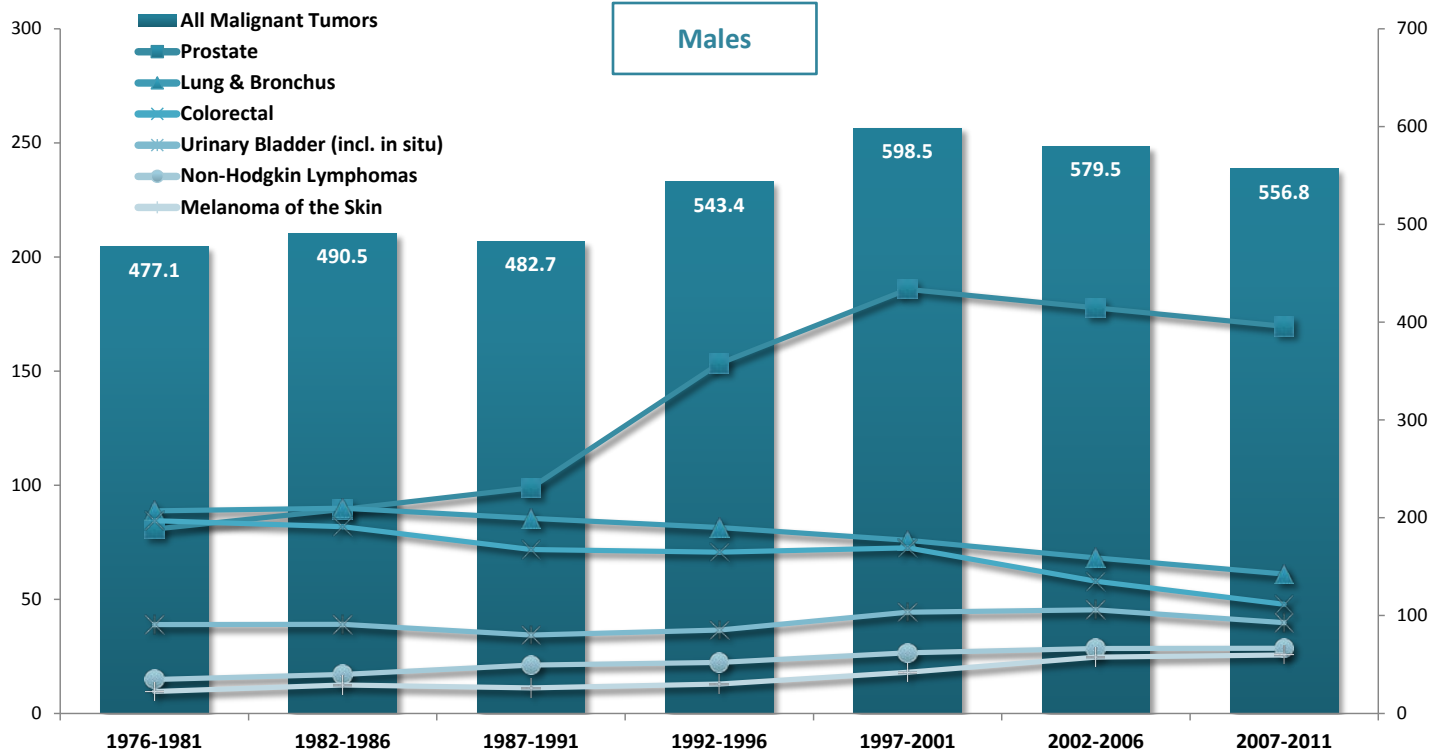


**Non-Hispanic** All Invasive Malignant Tumors: 483.0 per 100,000      **Hispanic** All Invasive Malignant Tumors: 311.0 per 100,000



Rates are per 100,000 persons and age-adjusted to the 2000 US standard population.

# Trends in Cancer Incidence Rates, 1976-2011



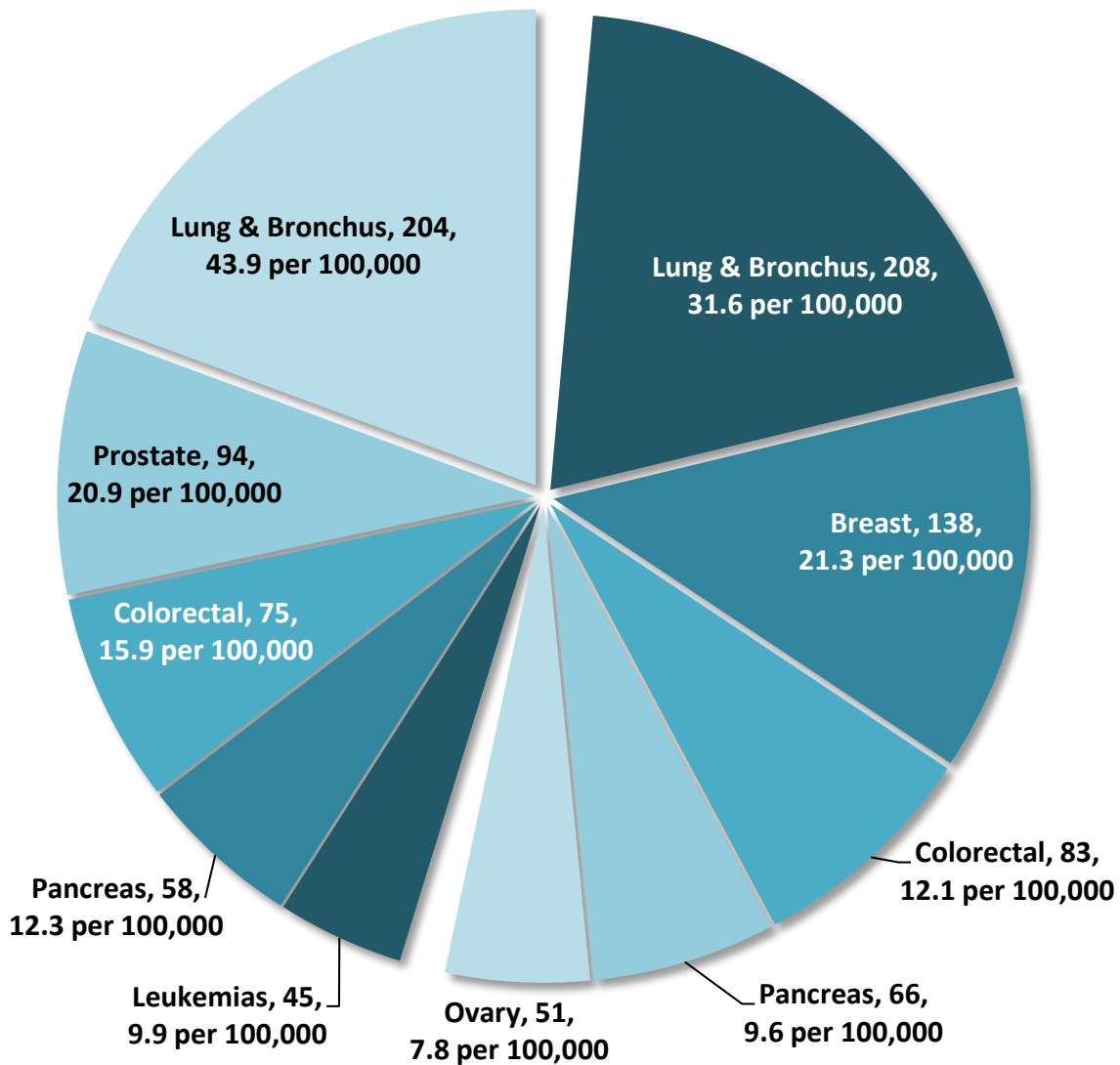
Rates are per 100,000 persons and age-adjusted to the 2000 US standard population.

# Average Annual Mortality by Sex

Average Annual Mortality By Sex and Top Five Cancer Sites, 2007-2011

**Average Annual Male Deaths: 822**  
**Mortality Rate: 176.2 per 100,000**

**Average Annual Female Deaths: 892**  
**Mortality Rate: 134.3 per 100,000**



**New York State Mortality Rate:**  
 Males: 194.9 per 100,000  
 Females: 141.9 per 100,000

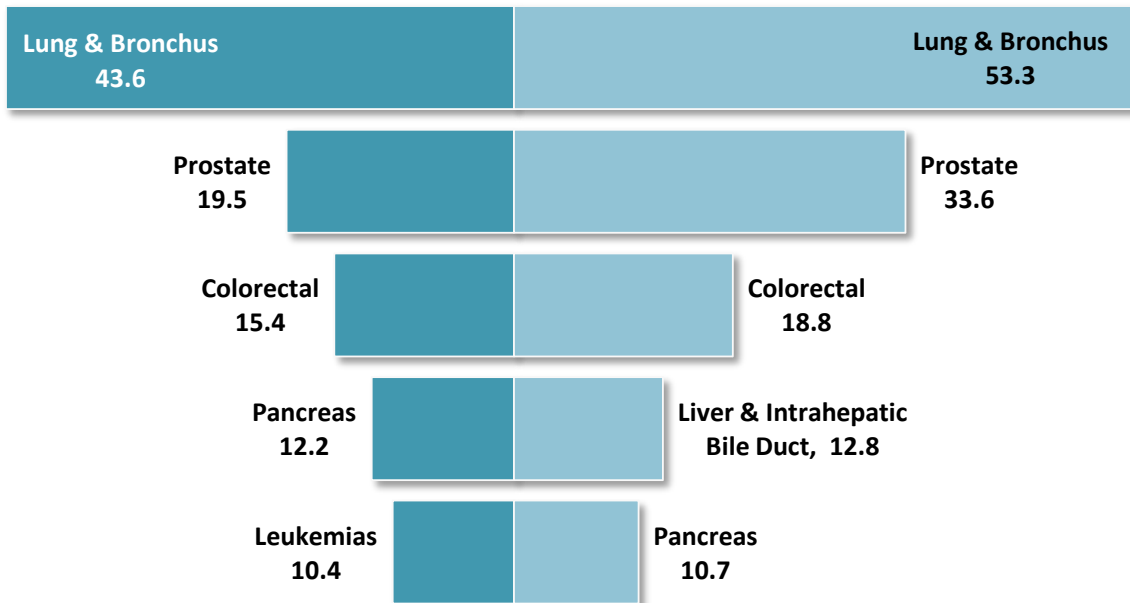
**USA Mortality Rate:**  
 Males: 211.6 per 100,000  
 Females: 147.4 per 100,000

Rates are per 100,000 persons and age-adjusted to the 2000 US standard population.

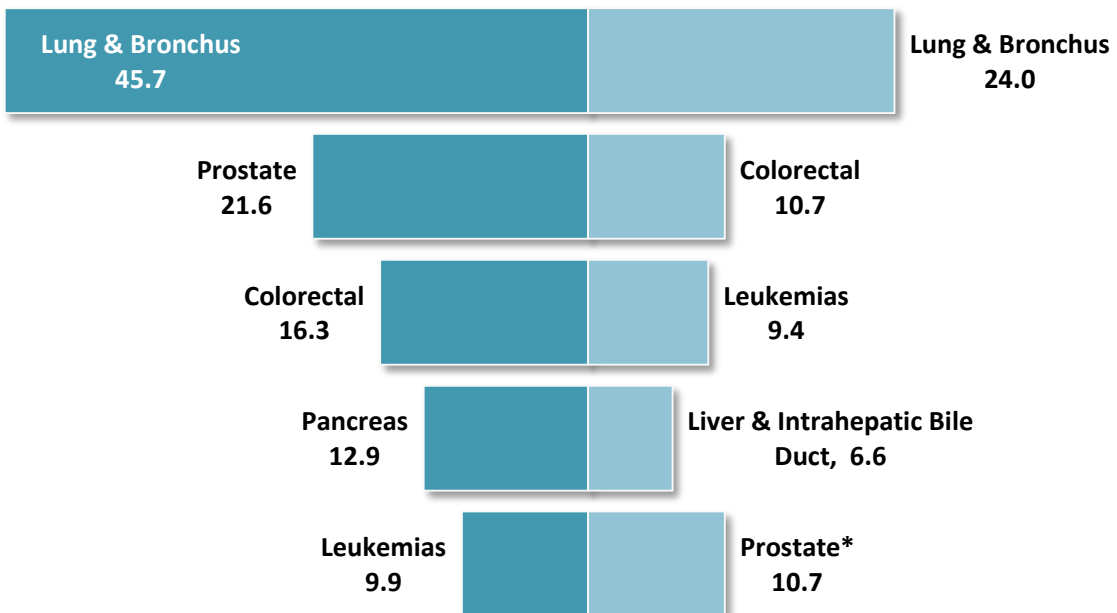
# Average Annual Mortality Rates by Race/Ethnicity, 2007-2011

## Males

**White** All Invasive Malignant Tumors: 174.5 per 100,000  
**Black** All Invasive Malignant Tumors: 205.1 per 100,000



**Non-Hispanic** All Invasive Malignant Tumors: 181.4 per 100,000  
**Hispanic** All Invasive Malignant Tumors: 115.6 per 100,000



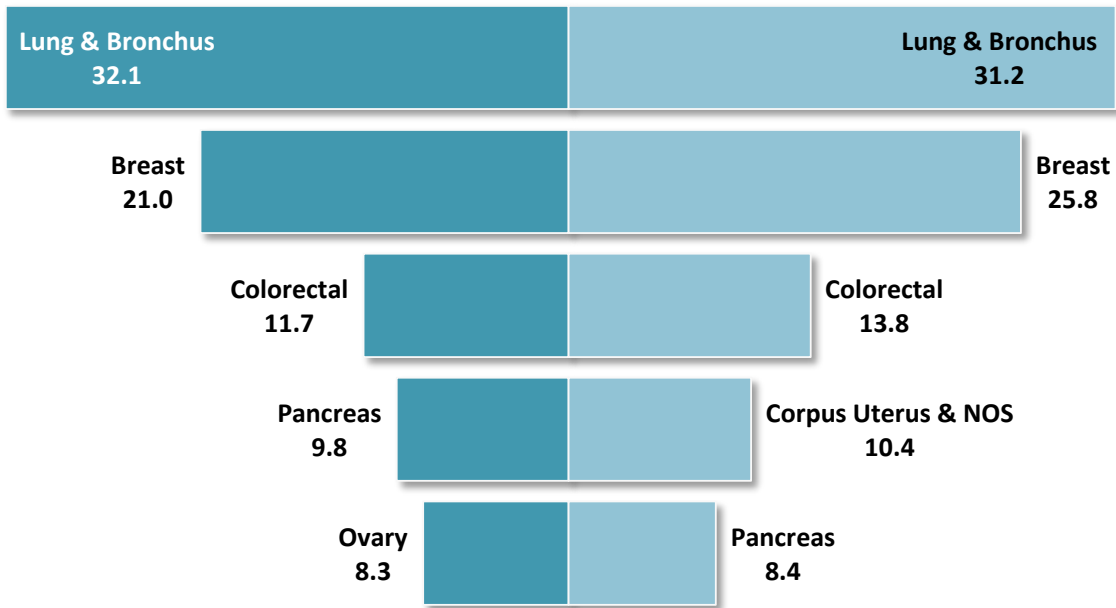
Rates are per 100,000 persons and age-adjusted to the 2000 US standard population.

\*Rates are based on fewer than four cases per year. Therefore these rates are unstable and should be used with caution.

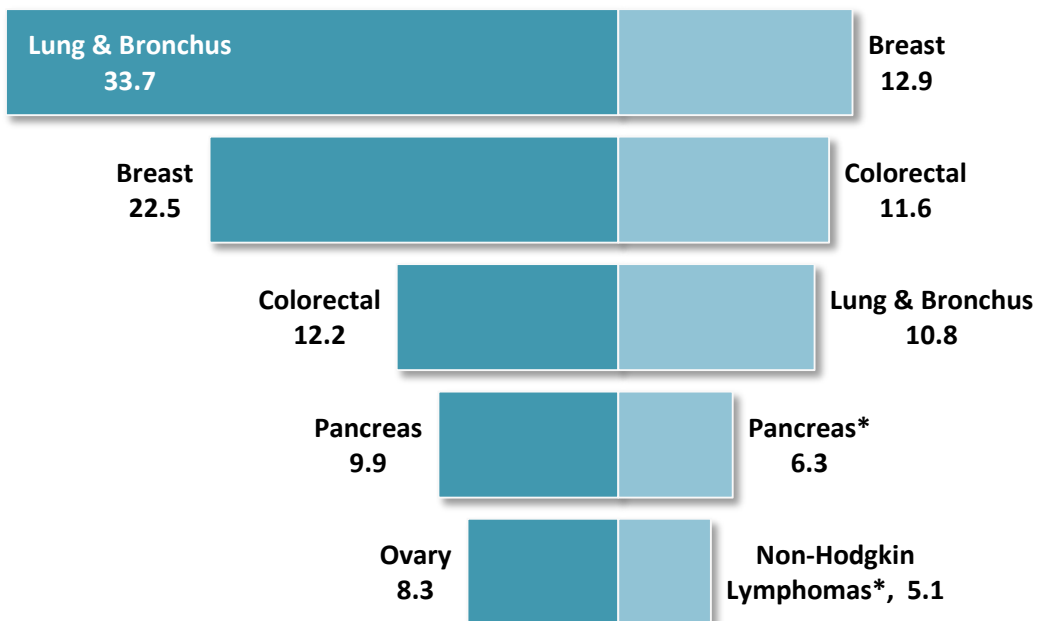
# Average Annual Mortality Rates by Race/Ethnicity, 2007-2011

## Females

**White** All Invasive Malignant Tumors: 133.5 per 100,000      **Black** All Invasive Malignant Tumors: 148.3 per 100,000



**Non-Hispanic** All Invasive Malignant Tumors: 138.4 per 100,000      **Hispanic** All Invasive Malignant Tumors: 94.3 per 100,000

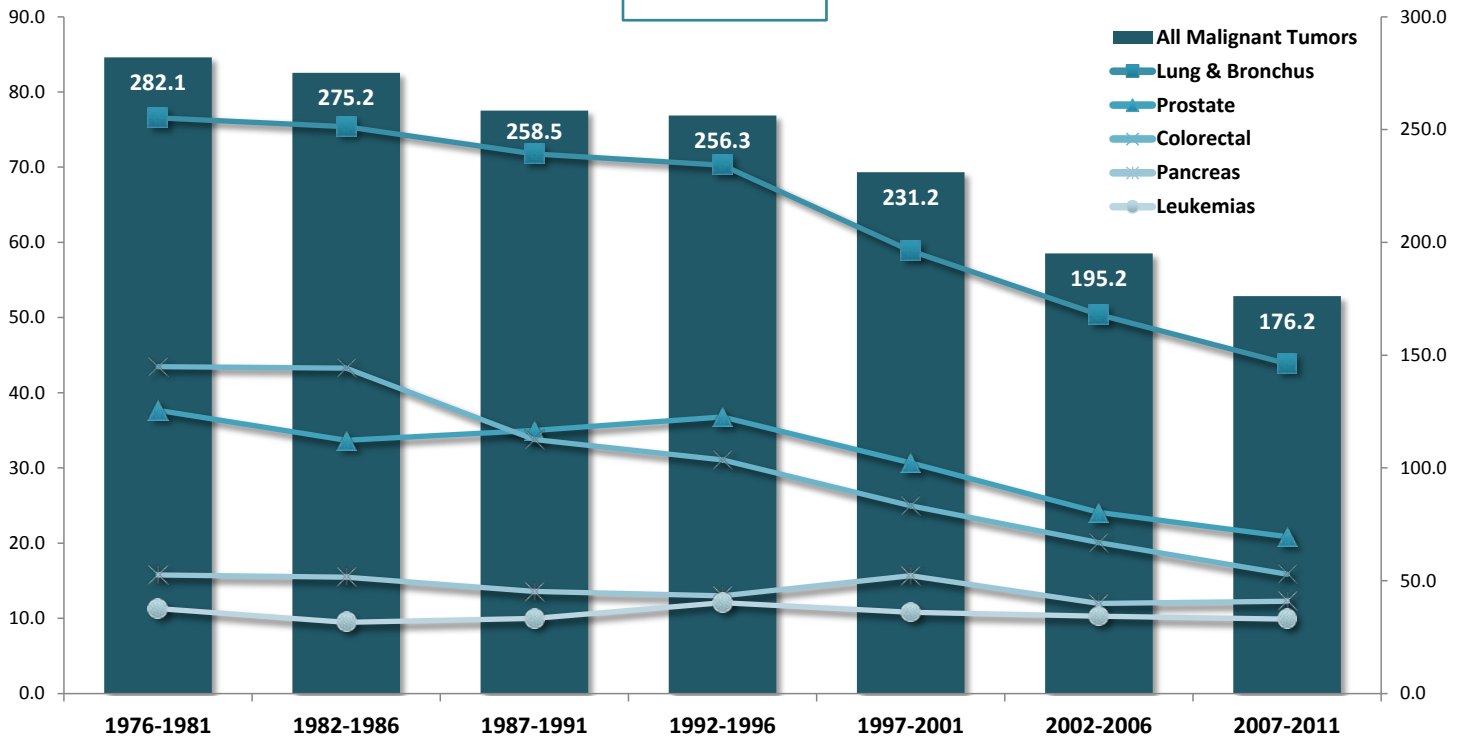


Rates are per 100,000 persons and age-adjusted to the 2000 US standard population.

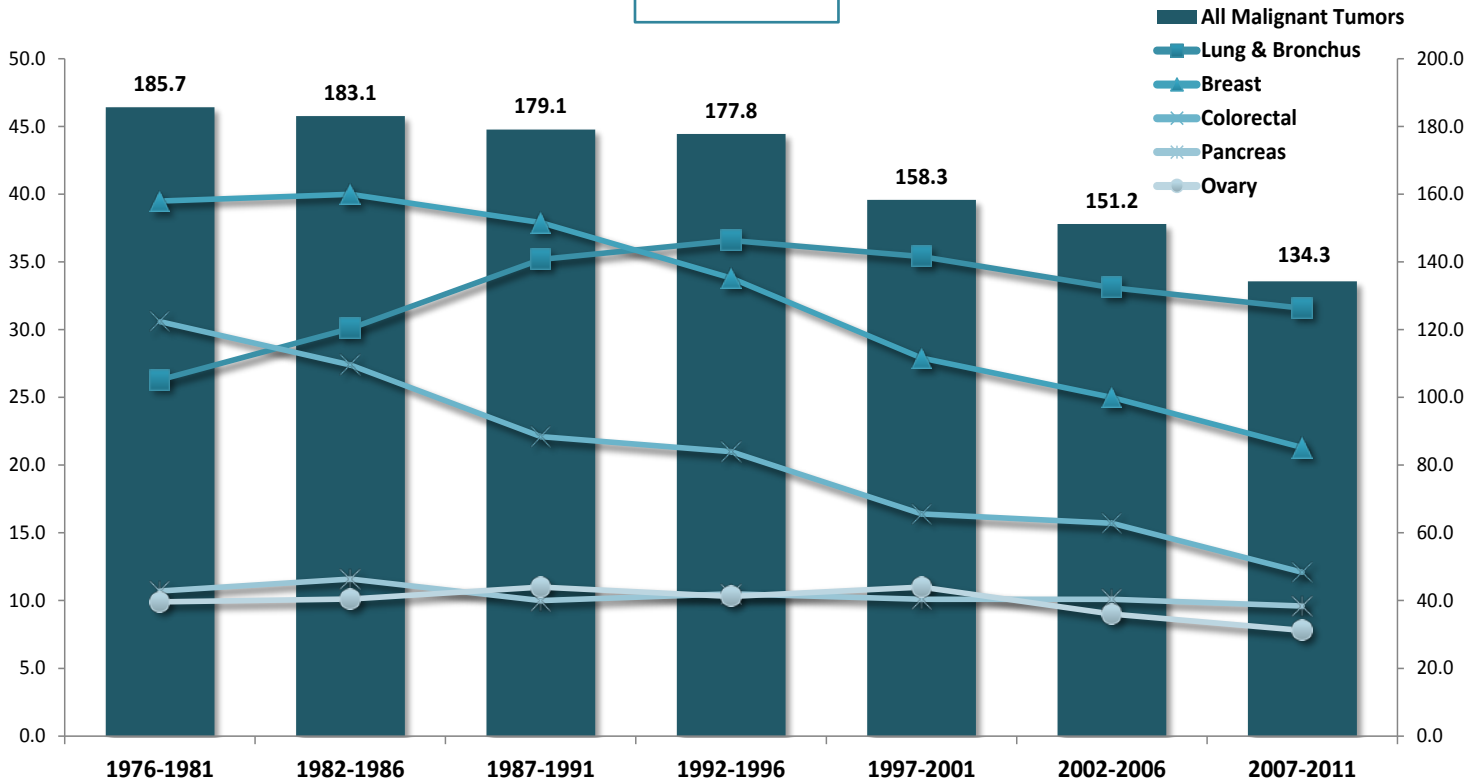
\*Rates are based on fewer than four cases per year. Therefore these rates are unstable and should be used with caution.

# Trends in Cancer Mortality Rates, 1976-2011

## Males



## Females





## Data Sources

Data in this document are from New York State Department of Health (NYSDOH) Cancer Registry and Cancer Statistics.

The New York State Cancer Registry is one of the oldest cancer registries in the country and has been collecting information on patients with cancer for more than 50 years. According to New York Public Health Law Section 2401, all physicians, dentists, laboratories, and other health care providers are required to notify NYSDOH of every case of cancer or other malignant disease. Through the State Cancer Registry, the NYSDOH collects, processes, and reports information about New Yorkers diagnosed with cancer.

The Cancer Registry includes reports of all malignant cancers, except selected skin cancers. Basal cell and squamous cell cancers of the skin are exempt from reporting. Malignant cancers include those with both in situ and invasive behavior. In situ cancers are very early cancers, while invasive cancers have more potential to spread. The Cancer Registry also collects data on brain and nervous system tumors classified as benign or which have an uncertain behavior.

The cancer incidence rate and mortality rates reported in the document are per 100,000 persons, age-adjusted to the 2000 US standard population.